

# 2024

## SUMMER COMMENCEMENT GUIDEBOOK

The bottom half of the cover features a dark teal background with a pattern of stylized fireworks and stars in shades of teal, yellow, and white. The fireworks are depicted as bursts of lines radiating from a central point, with some having small stars at their tips. The stars are scattered throughout the pattern, adding to the celebratory feel.

WALDEN  
UNIVERSITY

SET A COURSE FOR CHANGE®

# TABLE OF CONTENTS

---

## BEFORE

Get Ready to Cross the Stage.....	4
Before the Ceremony.....	5
Schedule .....	7
Follow These Steps .....	8

## DURING

During the Ceremony.....	10
GradPass and Guest Tickets .....	13
Map and Key Locations .....	15
Guest Information .....	16

## AFTER

After the Ceremony .....	18
Commencement Guidelines.....	20

A decorative border surrounds the central text, featuring stylized fireworks in shades of teal, yellow, and white, along with various star shapes. The background is a solid dark teal color.

# BEFORE THE CEREMONY

# GET READY TO CROSS THE STAGE

---

You've worked hard for this moment. Whether it's taken you six months or several years, we look forward to celebrating the results of your commitment and tenacity!

Before we see you in Orlando, be sure to take these important steps to get ready for commencement and ensure a successful event experience.

## BEFORE THE CEREMONY

---

### What to Bring to Commencement



Guest tickets  
and your GradPass



Regalia



Comfy shoes



Your friends  
and family!

### What to Wear

Graduates, come dressed to impress under your gown, in business casual or better. And we know you want to take these important steps across the stage in your best shoes—just be sure you can comfortably and confidently walk in them!

### Get Ready

- Grab your things and arrive at the convention center early. Allow time to find parking and get through the ticket and security check.
- [Watch this video](#) to ensure you wear your regalia correctly. (Doctoral graduates: Keep your hood unbuttoned and on your right arm so you can be hooded on stage.)
- Have your GradPass ready to scan as you enter the Ceremony Hall and right before you cross the stage.
- Make sure your guests have their tickets (printed or on a mobile device) ready to scan.

## BEFORE THE CEREMONY (CONTINUED)

---

### Make Your Way to the Commencement Concourse

All attendees must pass through the Commencement Concourse to enter the Ceremony Hall. Once you and your guests are inside the Commencement Concourse, take some time to:

- Find the Selfie Stations and snap some photos.
- Check out class rings and other graduation gifts.
- Meet and connect with fellow graduates and alumni.
- Buy some congratulatory flowers!

Visit Walden Gear in the Commencement Concourse to purchase Walden swag. Additionally, you can place an order via [WaldenGear.com](https://WaldenGear.com) and save 20% at checkout with the code ALUMNI20.

### Bag Check and Tickets

Doors to the Ceremony Hall open 60 minutes prior to the start of the ceremony. Once you are finished in the concourse, you will need to pass through a security check and scan your guest tickets or GradPass. Come prepared and early!

## SCHEDULE

---

### FRIDAY, JULY 19

- 7 AM | Commencement Concourse Doors Open
  - 8 AM | Undergraduate, Master's, and Specialist Ceremony Doors Open
  - 9 AM | Undergraduate, Master's, and Specialist Ceremony Begins
  - 1 PM | Doctoral Ceremony Doors Open
  - 2 PM | Doctoral Ceremony Begins
  - 4 PM | Commencement Concourse Doors Close
- 

### SATURDAY, JULY 20

- 7 AM | Commencement Concourse Doors Open
- 8 AM | Doctoral Ceremony Doors Open
- 9 AM | Doctoral Ceremony Begins
- 1 PM | Undergraduate, Master's, and Specialist Ceremony Doors Open
- 2 PM | Undergraduate, Master's, and Specialist Ceremony Begins
- 4 PM | Commencement Concourse Doors Close

## FOLLOW THESE STEPS

---



### Spread the word

Encourage your support network at home to tune in to the livestream on the commencement website, [WaldenU.edu/Summer-2024](https://www.waldenu.edu/Summer-2024).



### Register with GradImages

You can pre-register using the direct link below, by July 18, 2024, and receive a coupon code for 20% off an order of \$50 or more.

<https://www.gradimages.com/registration>



### Manage your GradPass and guest tickets



### Pack your regalia and your best walking shoes



### Arrive early and ready to cross the stage



### Have Questions?

Text Wally the Commencement Expert at 833-391-0387 with any questions about the weekend.



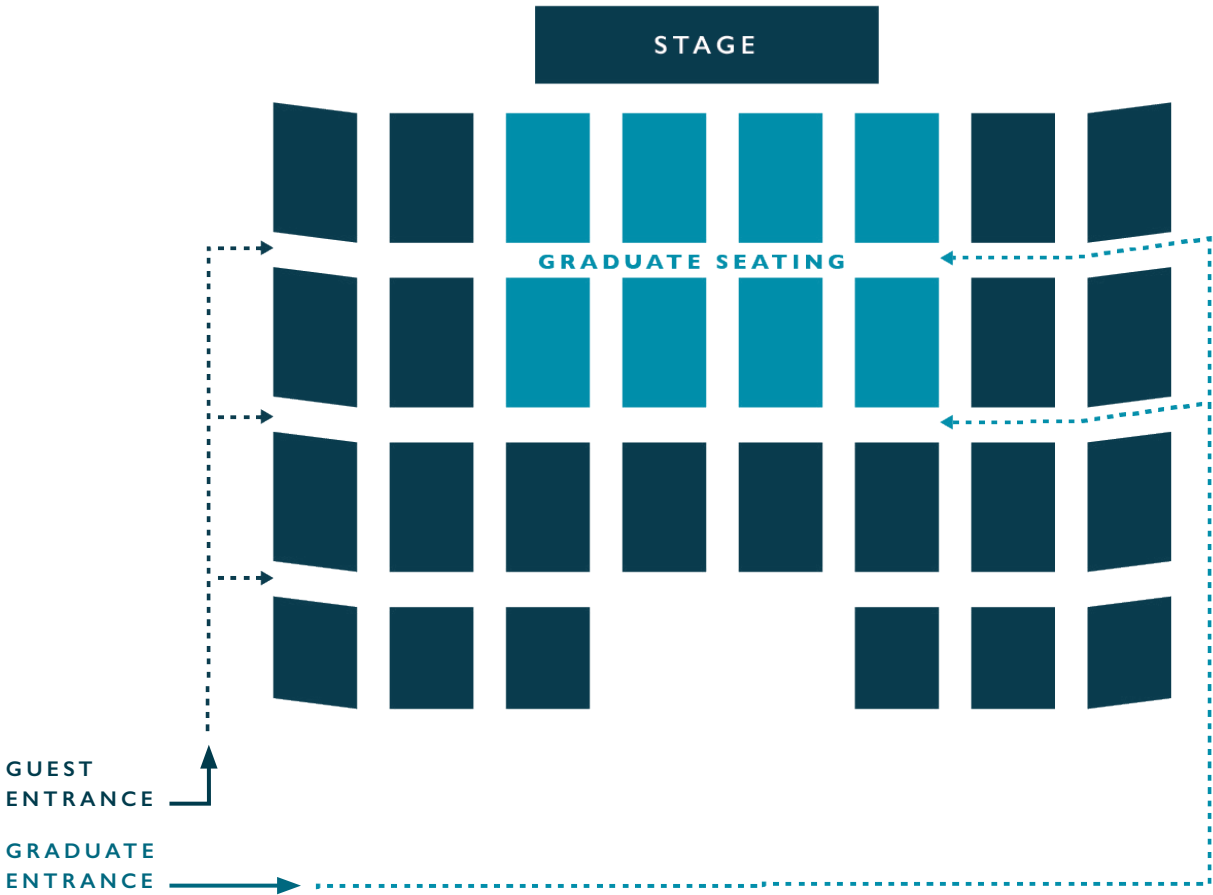
The page features a dark teal background with a decorative border of stylized fireworks and stars in shades of teal, yellow, and white. The text is centered in a white, bold, sans-serif font.

# DURING THE CEREMONY

# DURING THE CEREMONY

## Finding Your Seat

Doors will open for the ceremony once you've had time to take photos and mingle on the Commencement Concourse. At this time, you and your guests will part ways—you will enter the ceremony on the right side of the room and your guests will enter on the left. Doors will open 60 minutes prior to the ceremony for graduates and guests.



Graduates, please sit in the row that corresponds to the color listed on your GradPass. This color represents your college and degree level.

## DURING THE CEREMONY (CONTINUED)

---

### Have Your GradPass Ready

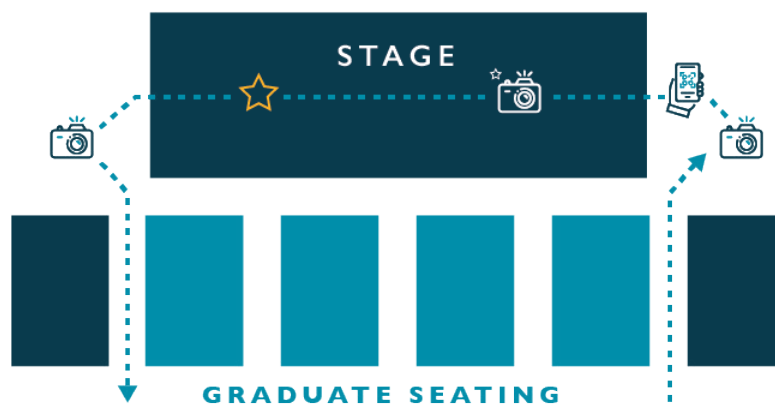
Once you are called to the stage, make sure to have your GradPass ready to scan on your mobile device or a printed piece of paper. You will be prompted to scan your GradPass before walking onto the stage so that your name will be pronounced correctly.

### Crossing the Stage

Graduates will be recognized during commencement by their college and degree level. (For example, all master's-level graduates from the College of Psychology and Community Services will cross together.) Your name will be read aloud and will appear on-screen as you cross the stage.

Line leaders and marshals will alert you to stand when it's your turn. As you approach the stage, GradImages will take your photograph—once that happens, please take out your GradPass and scan it when prompted. You will then proceed onto the ramp.

When you reach the top of the ramp, continue onto the stage. You will collect a diploma cover\* from a member of Walden University's leadership team and pause for a photo. There is no need to wait for your name to be read before crossing the stage. The reader will read your name once you are in a designated location so you show up on camera.



*\*Your official diploma will ship directly to you four to six weeks after your degree conferral.*

## DURING THE CEREMONY (CONTINUED)

---

### Hooding for Doctoral Graduates

Doctoral graduates will be hooded on stage as their name is read aloud.

The presentation of the academic hood is a powerful and highly symbolic moment for each doctoral graduate. In keeping with academic tradition, once the hood is donned, a doctoral graduate will hood the next doctoral graduate in a chain that connects everyone to each other in this celebratory moment.

- Once on stage, you will step forward and hand over your hood so that you may be hooded.
- Once you are hooded, you will take the place of the person that hooded you.
- Then, you will receive the hood from the next doctoral candidate and place it around their neck.
- Once you have finished hooding the graduate, you will cross the stage and collect your diploma cover.\*
- After exiting the stage, you will return to your seat.

### Ceremony Length

Depending on the number of graduates and other factors, your ceremony may be one to three hours long.

### Official Photos

GradImages is the official photographer for Walden University's 71st Commencement. Representatives will take pictures before you cross the stage, as you cross the stage, and once you have finished crossing the stage. Be sure to register with [GradImages](#) so you can view and order copies of your photos as soon as they're available.

*\*Your official diploma will ship directly to you four to six weeks after your degree conferral.*

# GRADPASS AND GUEST TICKETS

## What Is the GradPass?

The GradPass is an electronic reader card that will serve as your ticket! It will also allow our name reader to access information on how to display and pronounce your name when you cross the stage. So, you will need to present the GradPass to get into the ceremony AND prior to crossing the stage. While it is preferred that you present it electronically, there is an option to print your GradPass prior to your arrival and present it on-site.



## Walden Info Desk

If you have any questions regarding your final GradPass, please visit the Info Desk that will be in the Commencement Concourse at the Orange County Convention Center before your ceremony for assistance.

## Hours of Operation

Thursday, July 18	1–5PM	Satellite Info Desk in Hall E/F Lobby
Friday, July 19	7AM–2PM	Info Desk in Concourse (Tangerine Ballroom)
Saturday, July 20	7AM–2PM	Info Desk in Concourse (Tangerine Ballroom)

# GRADPASS AND GUEST TICKETS (CONTINUED)

## How to Access Your GradPass and Guest Tickets

### Access your guest tickets and GradPass:

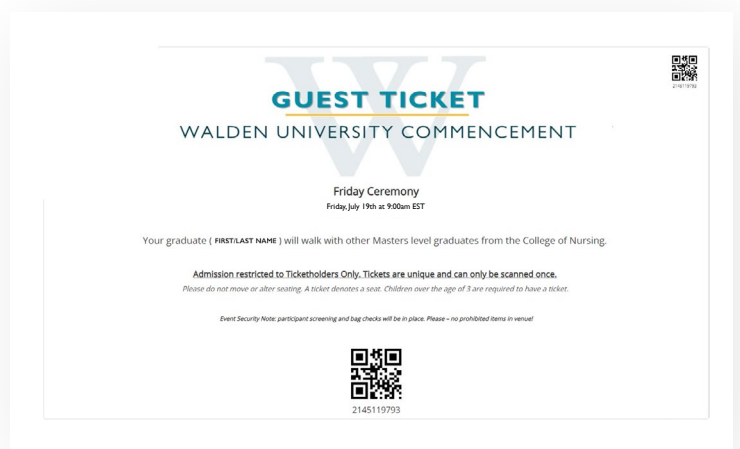
You can go to [MarchingOrder](#) to retrieve your GradPass and guest tickets, as well as to provide information on the correct spelling and pronunciation of your name. Log in to the [MarchingOrder](#) website using your preferred email address.

### Have your GradPass and tickets ready to scan:

Graduates should have their GradPass ready to scan as they enter the Ceremony Hall and again right before they cross the stage. Guests will have their tickets scanned prior to the security check as they enter the Ceremony Hall.

### Share your guest ticket:

Once you have logged in to [MarchingOrder](#), select “Access & Manage Guest Tickets.” From there, you can choose to print tickets or email the tickets to yourself or someone else.





## GUEST INFORMATION

---

### Seating

All guests over the age of 3 must have a ticket to enter the commencement ceremony. Guests may choose any available chairs in the guest seating section.

### Parking

Parking rates vary based on duration and size of vehicle.

[Consult OCCC info.](#)

### Nursing Mothers

A Wellness Room is located in West E/F Lobby near Tangerine Ballroom, for nursing mothers.

### Accessibility

The stage is ADA accessible, and the ceremony will be captioned live.

### Celebrating During the Ceremony

Please remain in your chosen seats and celebrate respectfully so that every graduate's name can be heard as they cross the stage. GradImages will be on hand to take professional photos of each graduate as they cross the stage.

### Watching Live

Guests who are unable to attend the ceremony can [watch it live](#).



A decorative border surrounds the central text, featuring stylized fireworks in shades of teal, yellow, and white, along with various star shapes. The background is a solid dark teal color.

# AFTER THE CEREMONY

## AFTER THE CEREMONY

---

### Meeting Your Guests

Once the ceremony is over and Walden University leadership has exited the stage, you are free to connect, take pictures, and celebrate with your support network. Once you exit the Ceremony Hall, we encourage you to continue your celebration in the Orlando area.

### Commencement Program

The printed version will only contain details about the ceremony itself and some university information. The final program will include graduates' names and be distributed electronically six to eight weeks after the ceremonies.

Inclusion in the program is based upon academic eligibility to participate in commencement ceremonies, not on attendance. The names of all graduates with degree conferrals between December 14, 2023, and June 3, 2024, will appear.

## AFTER THE CEREMONY (CONTINUED)

---

### Diplomas

The diploma cover you receive at commencement is a placeholder until the Graduation Team processes your degree conferral. You can expect to receive your official diploma, shipped directly to you, four to six weeks after that. If you have any questions or concerns about your diploma, please contact the [Graduation Team](#).

### Alumni

Congratulations! Now that you've graduated, you are automatically a member of the Walden University Alumni Association—a growing community of over 178,000 changemakers who are making a positive difference around the world. Visit [Alumni.WaldenU.edu](https://Alumni.WaldenU.edu) to stay connected and take advantage of special benefits.

### Explore the Area

We have partnered with Visit Orlando to create a microsite full of area discounts, transportation information, dining recommendations, and more. Visit the [microsite](#) to learn more, including information on discounted tickets to parks and other attractions.

# COMMENCEMENT GUIDELINES

---

## Crossing the Stage

Only registered graduates are permitted to cross the commencement stage. Please do so in a respectful and professional manner, refraining from large outbursts, taking selfies, dancing, or engaging in other actions that may disrupt the ceremony. If you need an accommodation, please email the [Commencement Team](#) or [Disability Services](#) for assistance.

## Commencement Courtesy

Commencement is a special time for you and your fellow graduates to celebrate your many achievements with your families. To facilitate an enjoyable ceremony, we ask that all attendees participate in a positive and respectful manner. To that end, please:

- Silence cellphones and other devices.
- Remain in your designated seat for the duration of the ceremony.
- Avoid extended cheering so every graduate's name can be heard as they cross the stage.
- Respect commencement speakers, event staff, faculty, fellow graduates, and their guests.
- Keep a safe distance between yourself and other graduates and guests.

## COMMENCEMENT GUIDELINES (CONTINUED)

---

### Regalia

Graduates are required to wear a cap and gown to walk in the commencement ceremony. Walden does not provide rental gowns—they must be ordered in advance of the ceremony. Herff Jones will be available on-site to assist with your regalia prior to the event. You can also [watch this helpful video](#). (Note: Graduates are permitted to wear honors regalia, specialty cords, and stoles from their respective student organizations and honor societies.)

### Tickets and Guests

Each graduate will receive a maximum of four guest tickets in addition to their GradPass. A ticket denotes a seat—any guest over the age of 3 requires one. Graduates will receive and manage their GradPass and guest tickets electronically. Anyone who wishes to enter the Ceremony Hall must present an electronic or printed ticket for scanning prior to the ceremony.

Walden neither approves nor sanctions the sale or exchange of tickets among graduates or guests.

### Prohibited Items

Noisemakers, balloons, confetti, oversized signs or banners, alcohol, and weapons are not permitted on the premises.